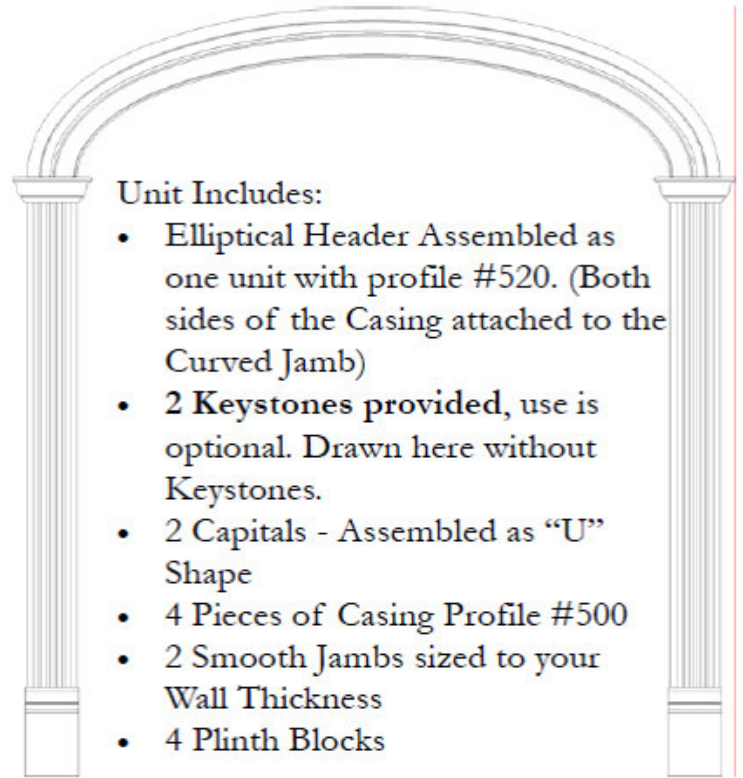




Hampton Collection

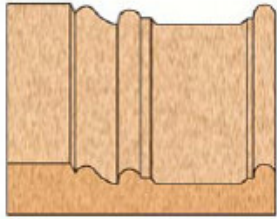


Quick Ship Sizes Available

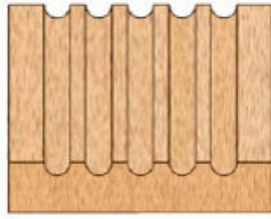


Unit Includes:

- Elliptical Header Assembled as one unit with profile #520. (Both sides of the Casing attached to the Curved Jamb)
- 2 Keystones provided, use is optional. Drawn here without Keystones.
- 2 Capitals - Assembled as "U" Shape
- 4 Pieces of Casing Profile #500
- 2 Smooth Jambs sized to your Wall Thickness
- 4 Plinth Blocks



#520 Header Profile, 5" Wide




#500 Casing Profile, 5" Wide



Hampton Unit, 4 9/16" or 6 9/16" Wall Thickness	Rough Opening Width			
	30"-42"	44"-62"	66"-94"	98"-114"
Paintable	\$578	\$595	\$816	\$850
Stainable	\$1386	\$1403	\$1853	\$1887

Hampton Collection-Recessed Panels

Recessed Panels offer a decorative accent to wall thickness 6 1/2" to 14". The Recessed Panel application is applied to both the elliptical and straight jamb. The actual quantity and dimension of the Recessed Panels vary by Header Height.



Hampton Collection, Recessed Panel	Rough Opening Width			
	30"-42"	44"-62"	66"-94"	98"-114"
Paintable	\$1223	\$1240	\$1461	\$1495
Stainable	\$2686	\$2703	\$3153	\$3187